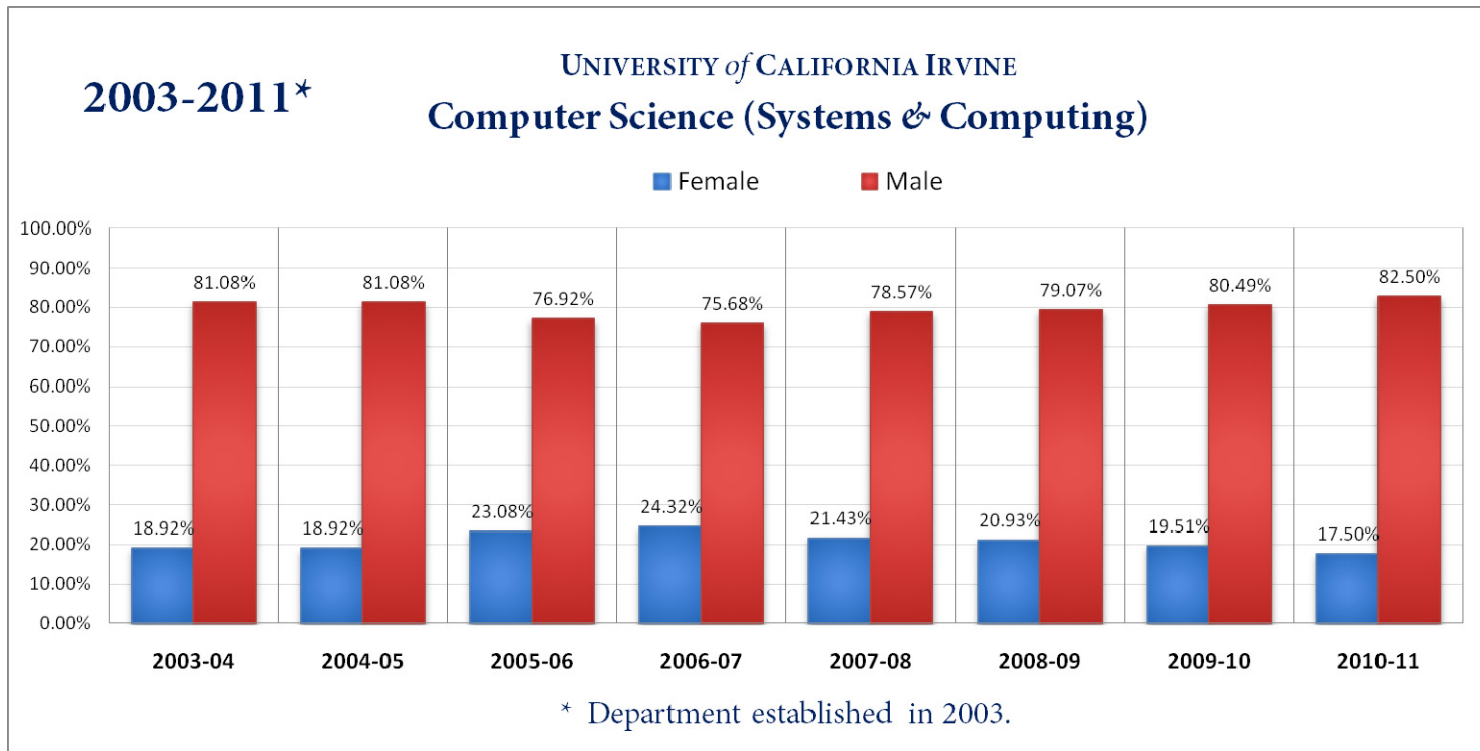
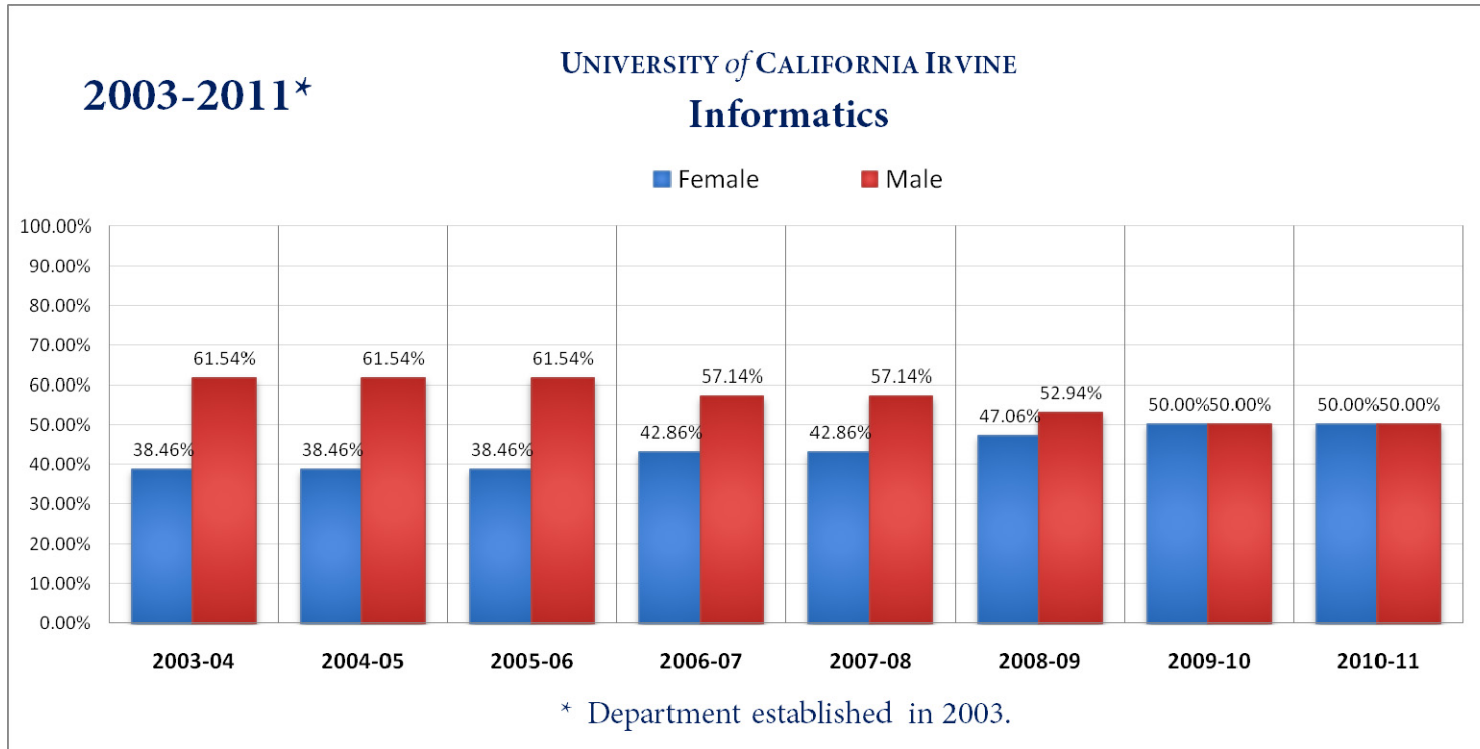


Faculty Headcount by Rank and Gender																					
	AY 2001-02		AY 2002-03		AY 2003-04		AY 2004-05		AY 2005-06		AY 2006-07		AY 2007-08		AY 2008-09		AY 2009-10		AY 2010-11		
	FTE	%	FTE	%	FTE	%	FTE	%	FTE	%	FTE	%	FTE	%	FTE	%	FTE	%	FTE	%	
Assistant Professor																					
Female	3	33.33%	4	40.00%	5	31.25%	4	22.22%	6	30.00%	5	29.41%	7	35.00%	8	38.10%	6	37.50%	5	33.33%	
Male	6	66.67%	6	60.00%	11	68.75%	14	77.78%	14	70.00%	12	70.59%	13	65.00%	13	61.90%	10	62.50%	10	66.67%	
Total	9	100.00%	10	100.00%	16	100.00%	18	100.00%	20	100.00%	17	100.00%	20	100.00%	21	100.00%	16	100.00%	15	100.00%	
Associate Professor																					
Female	2	15.38%	2	14.29%	2	18.18%	3	27.27%	4	36.36%	5	45.45%	3	23.08%	2	16.67%	3	23.08%	3	27.27%	
Male	11	84.62%	12	85.71%	9	81.82%	8	72.73%	7	63.64%	6	54.55%	10	76.92%	10	83.33%	10	76.92%	8	72.73%	
Total	13	100.00%	14	100.00%	11	100.00%	11	100.00%	11	100.00%	11	100.00%	13	100.00%	12	100.00%	13	100.00%	11	100.00%	
Full Professor																					
Female	2	11.76%	2	10.53%	4	16.67%	4	16.00%	4	14.29%	5	17.24%	6	20.00%	9	25.00%	10	26.32%	10	25.00%	
Male	15	88.24%	17	89.47%	20	83.33%	21	84.00%	24	85.71%	24	82.76%	24	80.00%	27	75.00%	28	73.68%	30	75.00%	
Total	17	100.00%	19	100.00%	24	100.00%	25	100.00%	28	100.00%	29	100.00%	30	100.00%	36	100.00%	38	100.00%	40	100.00%	
Total																					
Female	7	17.95%	8	18.60%	11	21.57%	11	20.37%	14	23.73%	15	26.32%	16	25.40%	19	27.54%	19	28.36%	18	27.27%	
Male	32	82.05%	35	81.40%	40	78.43%	43	79.63%	45	76.27%	42	73.68%	47	74.60%	50	72.46%	48	71.64%	48	72.73%	
Total	39	100.00%	43	100.00%	51	100.00%	54	100.00%	59	100.00%	57	100.00%	63	100.00%	69	100.00%	67	100.00%	66	100.00%	



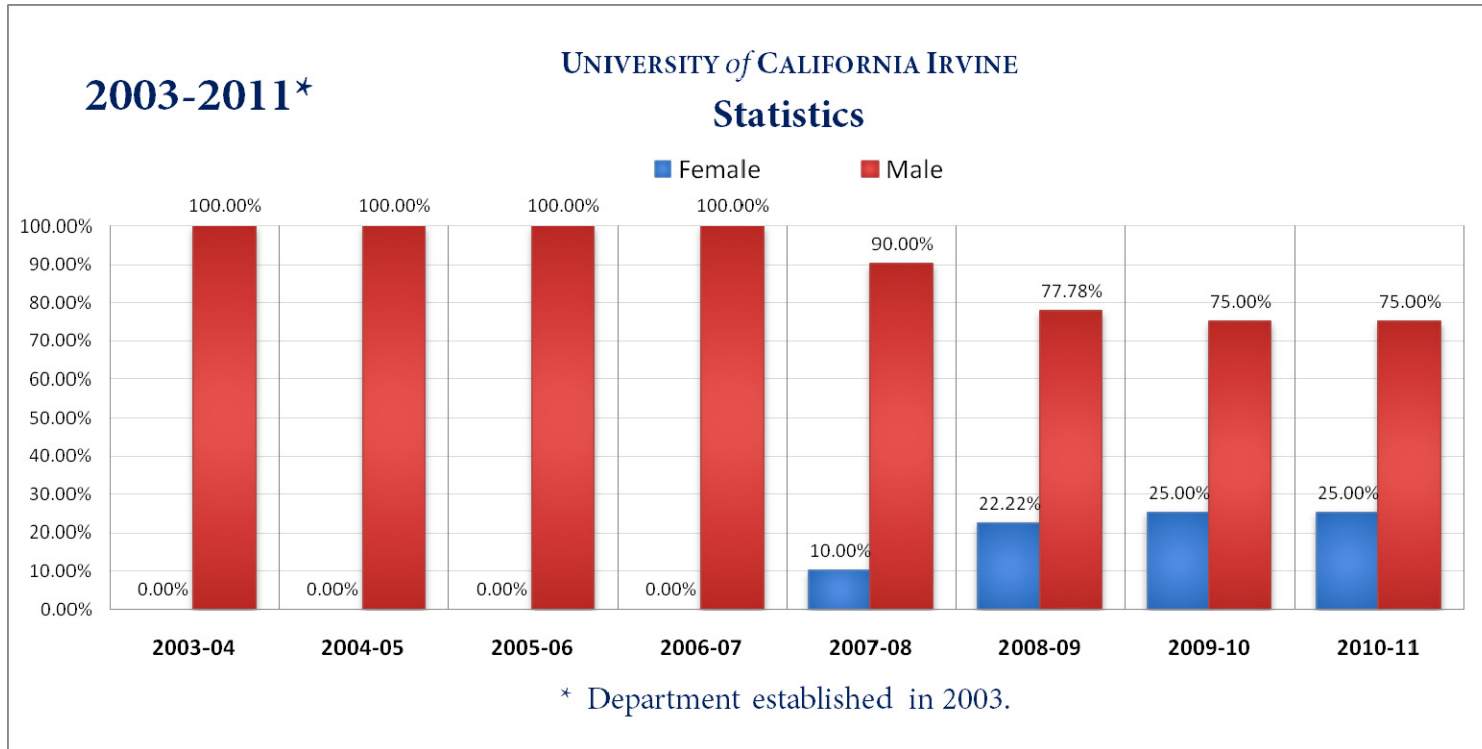
Faculty Headcount by Rank and Gender

	AY 2003-04		AY 2004-05		AY 2005-06		AY 2006-07		AY 2007-08		AY 2008-09		AY 2009-10		AY 2010-11	
	FTE	%	FTE	%	FTE	%	FTE	%	FTE	%	FTE	%	FTE	%	FTE	%
Assistant Professor																
Female	2	18.18%	2	18.18%	4	36.36%	4	40.00%	4	36.36%	4	36.36%	1	14.29%	0	0.00%
Male	9	81.82%	9	81.82%	7	63.64%	6	60.00%	7	63.64%	7	63.64%	6	85.71%	6	100.00%
Total	11	100.00%	11	100.00%	11	100.00%	10	100.00%	11	100.00%	11	100.00%	7	100.00%	6	100.00%
Associate Professor																
Female	2	28.57%	2	28.57%	2	0.00%	2	0.00%	2	20.00%	1	12.50%	2	25.00%	2	25.00%
Male	5	71.43%	5	71.43%	4	0.00%	4	0.00%	8	80.00%	7	87.50%	6	75.00%	6	75.00%
Total	7	100.00%	7	100.00%	6	0.00%	6	0.00%	10	100.00%	8	100.00%	8	100.00%	8	100.00%
Full Professor																
Female	3	15.79%	3	15.79%	3	13.64%	3	14.29%	3	14.29%	4	16.67%	5	19.23%	5	19.23%
Male	16	84.21%	16	84.21%	19	86.36%	18	85.71%	18	85.71%	20	83.33%	21	80.77%	21	80.77%
Total	19	100.00%	19	100.00%	22	100.00%	21	100.00%	21	100.00%	24	100.00%	26	100.00%	26	100.00%
Total																
Female	7	18.92%	7	18.92%	9	23.08%	9	24.32%	9	21.43%	9	20.93%	8	19.51%	7	17.50%
Male	30	81.08%	30	81.08%	30	76.92%	28	75.68%	33	78.57%	34	79.07%	33	80.49%	33	82.50%
Total	37	100.00%	37	100.00%	39	100.00%	37	100.00%	42	100.00%	43	100.00%	41	100.00%	40	100.00%



Faculty Headcount by Rank and Gender

	AY 2003-04		AY 2004-05		AY 2005-06		AY 2006-07		AY 2007-08		AY 2008-09		AY 2009-10		AY 2010-11	
	FTE	%	FTE	%	FTE	%	FTE	%	FTE	%	FTE	%	FTE	%	FTE	%
Assistant Professor																
Female	2	40.00%	2	40.00%	2	40.00%	2	40.00%	2	40.00%	3	50.00%	4	66.67%	4	66.67%
Male	3	60.00%	3	60.00%	3	60.00%	3	60.00%	3	60.00%	3	50.00%	2	33.33%	2	33.33%
Total	5	100.00%	5	100.00%	5	100.00%	5	100.00%	5	100.00%	6	100.00%	6	100.00%	6	100.00%
Associate Professor																
Female	2	50.00%	2	50.00%	2	40.00%	1	33.33%	1	33.33%	1	33.33%	1	25.00%	1	50.00%
Male	2	50.00%	2	50.00%	3	60.00%	2	66.67%	2	66.67%	2	66.67%	3	75.00%	1	50.00%
Total	4	100.00%	4	100.00%	5	100.00%	3	100.00%	3	100.00%	3	100.00%	4	100.00%	2	100.00%
Full Professor																
Female	1	25.00%	1	25.00%	1	33.33%	3	50.00%	3	50.00%	4	50.00%	4	50.00%	4	40.00%
Male	3	75.00%	3	75.00%	2	66.67%	3	50.00%	3	50.00%	4	50.00%	4	50.00%	6	60.00%
Total	4	100.00%	4	100.00%	3	100.00%	6	100.00%	6	100.00%	8	100.00%	8	100.00%	10	100.00%
Total																
Female	5	38.46%	5	38.46%	5	38.46%	6	42.86%	6	42.86%	8	47.06%	9	50.00%	9	50.00%
Male	8	61.54%	8	61.54%	8	61.54%	8	57.14%	8	57.14%	9	52.94%	9	50.00%	9	50.00%
Total	13	100.00%	13	100.00%	13	100.00%	14	100.00%	14	100.00%	17	100.00%	18	100.00%	18	100.00%



Faculty Headcount by Rank and Gender																
	AY 2003-04		AY 2004-05		AY 2005-06		AY 2006-07		AY 2007-08		AY 2008-09		AY 2009-10		AY 2010-11	
	FTE	%	FTE	%	FTE	%	FTE	%	FTE	%	FTE	%	FTE	%	FTE	%
Assistant Professor																
Female	0	0.00%	0	0.00%	0	0.00%	0	0.00%	1	25.00%	1	25.00%	1	33.33%	1	33.33%
Male	2	100.00%	2	100.00%	3	100.00%	3	100.00%	3	75.00%	3	75.00%	2	66.67%	2	66.67%
Total	2	100.00%	2	100.00%	3	100.00%	3	100.00%	4	100.00%	4	100.00%	3	100.00%	3	100.00%
Associate Professor																
Female	0	0.00%	0	0.00%	0	0.00%	0	0.00%	0	0.00%	0	0.00%	0	0.00%	0	0.00%
Male	1	100.00%	1	100.00%	3	0.00%	0	0.00%	3	0.00%	1	100.00%	1	100.00%	1	100.00%
Total	1	100.00%	1	100.00%	3	0.00%	0	0.00%	3	0.00%	1	100.00%	1	100.00%	1	100.00%
Full Professor																
Female	0	0.00%	0	0.00%	0	0.00%	0	0.00%	0	0.00%	1	25.00%	1	25.00%	1	25.00%
Male	1	100.00%	1	100.00%	3	100.00%	3	100.00%	3	100.00%	3	75.00%	3	75.00%	3	75.00%
Total	1	100.00%	1	100.00%	3	100.00%	3	100.00%	3	100.00%	4	100.00%	4	100.00%	4	100.00%
Total																
Female	0	0.00%	0	0.00%	0	0.00%	0	0.00%	1	10.00%	2	22.22%	2	25.00%	2	25.00%
Male	4	100.00%	4	100.00%	9	100.00%	6	100.00%	9	90.00%	7	77.78%	6	75.00%	6	75.00%
Total	4	100.00%	4	100.00%	9	100.00%	6	100.00%	10	100.00%	9	100.00%	8	100.00%	8	100.00%