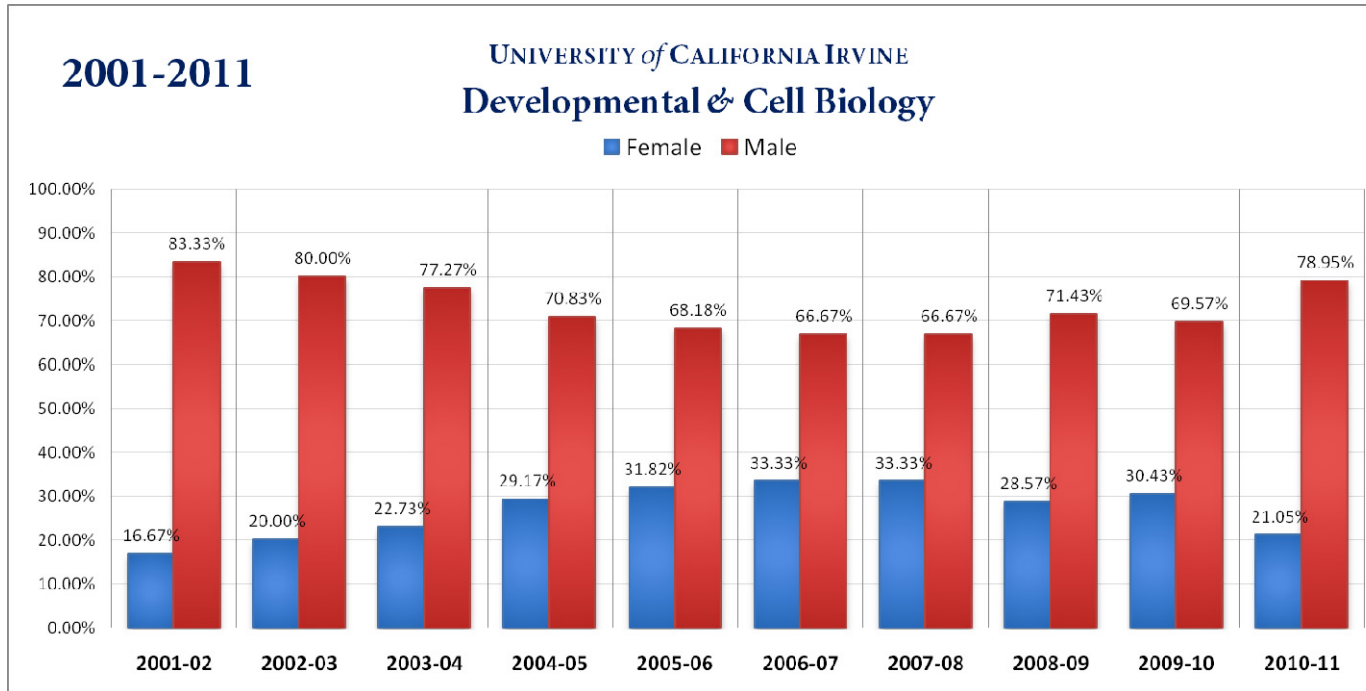
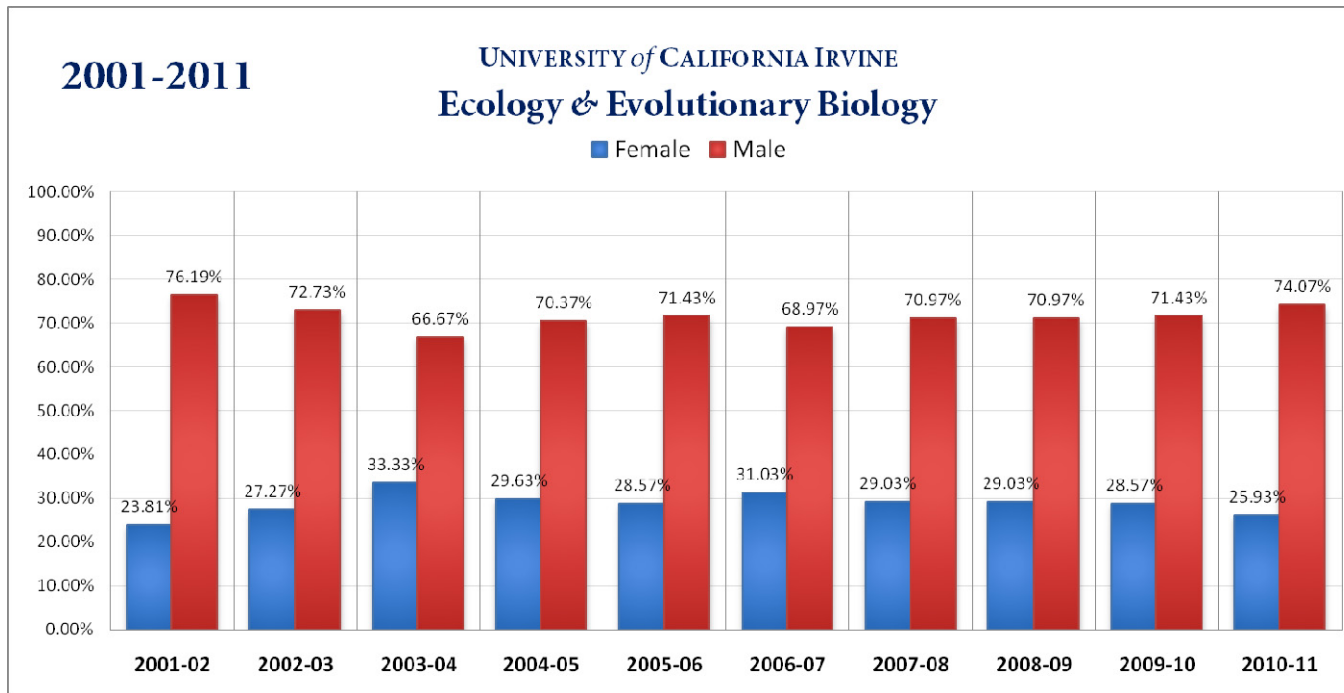


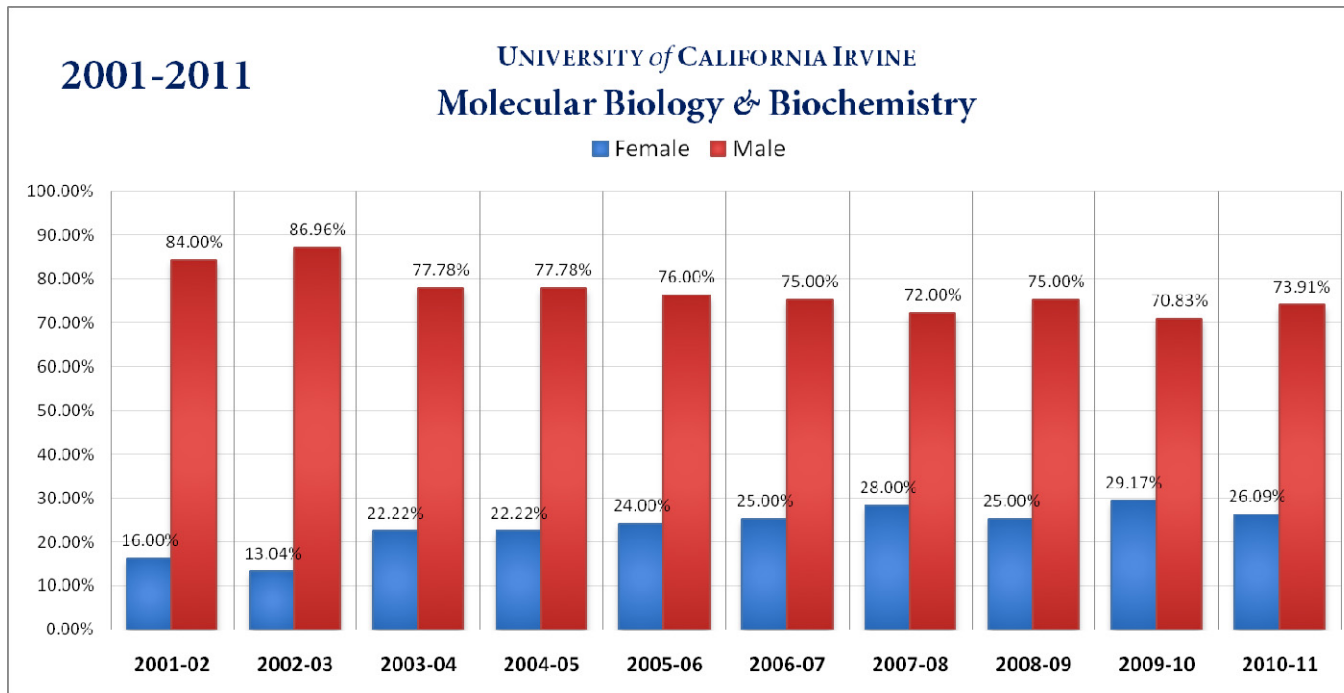
| Faculty Headcount by Rank and Gender | | | | | | | | | | | | | | | | | | | | | |
|--------------------------------------|------------|---------|------------|---------|------------|---------|------------|---------|------------|---------|------------|---------|------------|---------|------------|---------|------------|---------|------------|---------|--|
| | AY 2001-02 | | AY 2002-03 | | AY 2003-04 | | AY 2004-05 | | AY 2005-06 | | AY 2006-07 | | AY 2007-08 | | AY 2008-09 | | AY 2009-10 | | AY 2010-11 | | |
| | FTE | % | FTE | % | FTE | % | FTE | % | FTE | % | FTE | % | FTE | % | FTE | % | FTE | % | FTE | % | |
| Assistant Professor | | | | | | | | | | | | | | | | | | | | | |
| Female | 1 | 7.14% | 4 | 23.53% | 11 | 42.31% | 14 | 51.85% | 13 | 54.17% | 11 | 44.00% | 11 | 47.83% | 8 | 44.44% | 9 | 47.37% | 5 | 33.33% | |
| Male | 13 | 92.86% | 13 | 76.47% | 15 | 57.69% | 13 | 48.15% | 11 | 45.83% | 14 | 56.00% | 12 | 52.17% | 10 | 55.56% | 10 | 52.63% | 10 | 66.67% | |
| Total | 14 | 100.00% | 17 | 100.00% | 26 | 100.00% | 27 | 100.00% | 24 | 100.00% | 25 | 100.00% | 23 | 100.00% | 18 | 100.00% | 19 | 100.00% | 15 | 100.00% | |
| Associate Professor | | | | | | | | | | | | | | | | | | | | | |
| Female | 2 | 16.67% | 2 | 16.67% | 2 | 14.29% | 2 | 11.76% | 3 | 17.65% | 6 | 33.33% | 7 | 29.17% | 9 | 37.50% | 9 | 40.91% | 7 | 41.18% | |
| Male | 10 | 83.33% | 10 | 83.33% | 12 | 85.71% | 15 | 88.24% | 14 | 82.35% | 12 | 66.67% | 17 | 70.83% | 15 | 62.50% | 13 | 59.09% | 10 | 58.82% | |
| Total | 12 | 100.00% | 12 | 100.00% | 14 | 100.00% | 17 | 100.00% | 17 | 100.00% | 18 | 100.00% | 24 | 100.00% | 24 | 100.00% | 22 | 100.00% | 17 | 100.00% | |
| Full Professor | | | | | | | | | | | | | | | | | | | | | |
| Female | 10 | 18.52% | 10 | 18.18% | 10 | 17.86% | 9 | 16.07% | 8 | 15.38% | 8 | 15.69% | 8 | 15.69% | 7 | 12.96% | 7 | 12.73% | 7 | 12.50% | |
| Male | 44 | 81.48% | 45 | 81.82% | 46 | 82.14% | 47 | 83.93% | 44 | 84.62% | 43 | 84.31% | 43 | 84.31% | 47 | 87.04% | 48 | 87.27% | 49 | 87.50% | |
| Total | 54 | 100.00% | 55 | 100.00% | 56 | 100.00% | 56 | 100.00% | 52 | 100.00% | 51 | 100.00% | 51 | 100.00% | 54 | 100.00% | 55 | 100.00% | 56 | 100.00% | |
| Total | | | | | | | | | | | | | | | | | | | | | |
| Female | 13 | 16.25% | 16 | 19.05% | 23 | 23.96% | 25 | 25.00% | 24 | 25.81% | 25 | 26.60% | 26 | 26.53% | 24 | 25.00% | 25 | 26.04% | 19 | 21.59% | |
| Male | 67 | 83.75% | 68 | 80.95% | 73 | 76.04% | 75 | 75.00% | 69 | 74.19% | 69 | 73.40% | 72 | 73.47% | 72 | 75.00% | 71 | 73.96% | 69 | 78.41% | |
| Total | 80 | 100.00% | 84 | 100.00% | 96 | 100.00% | 100 | 100.00% | 93 | 100.00% | 94 | 100.00% | 98 | 100.00% | 96 | 100.00% | 96 | 100.00% | 88 | 100.00% | |



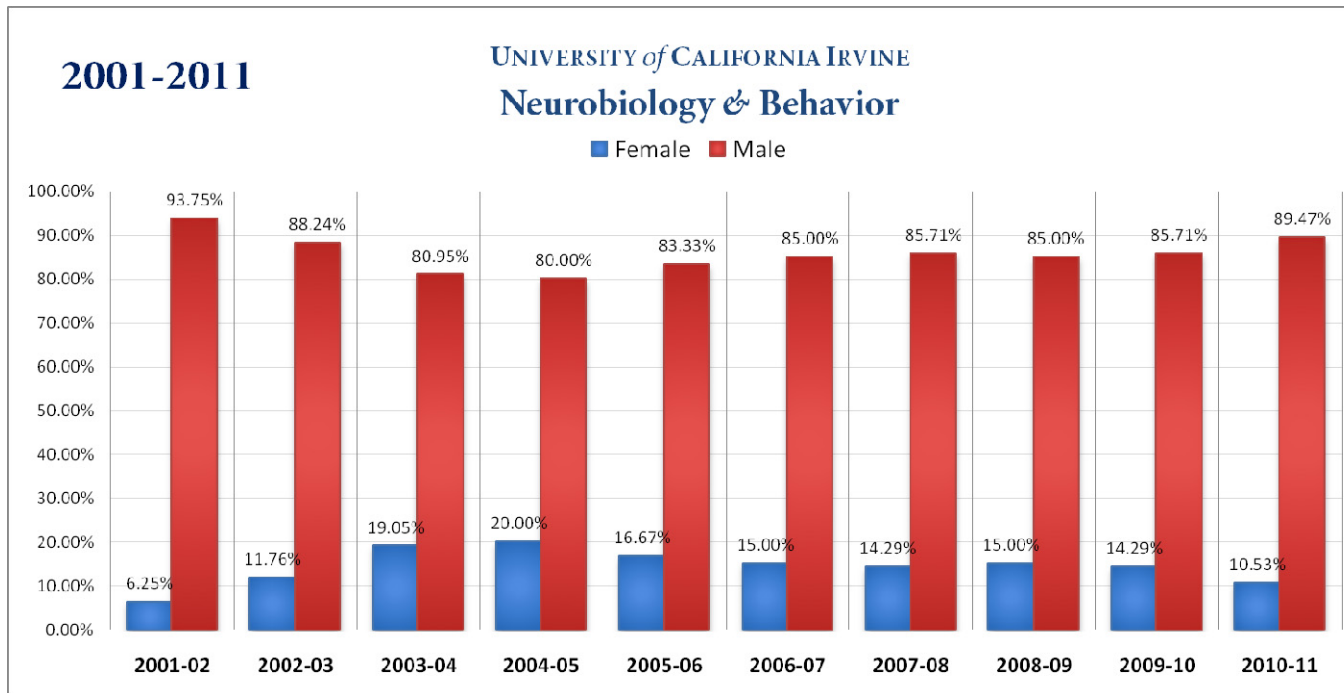
| | AY 2001-02 | | AY 2002-03 | | AY 2003-04 | | AY 2004-05 | | AY 2005-06 | | AY 2006-07 | | AY 2007-08 | | AY 2008-09 | | AY 2009-10 | | AY 2010-11 | | | |
|----------------------------|------------|---------|------------|---------|------------|---------|------------|---------|------------|---------|------------|---------|------------|---------|------------|---------|------------|---------|------------|---------|--|--|
| | FTE | % | FTE | % | FTE | % | FTE | % | FTE | % | FTE | % | FTE | % | FTE | % | FTE | % | FTE | % | | |
| Assistant Professor | | | | | | | | | | | | | | | | | | | | | | |
| Female | 0 | 0.00% | 1 | 16.67% | 2 | 25.00% | 4 | 50.00% | 4 | 66.67% | 3 | 60.00% | 3 | 60.00% | 3 | 75.00% | 3 | 60.00% | 2 | 50.00% | | |
| Male | 4 | 100.00% | 5 | 83.33% | 6 | 75.00% | 4 | 50.00% | 2 | 33.33% | 2 | 40.00% | 2 | 40.00% | 1 | 25.00% | 2 | 40.00% | 2 | 50.00% | | |
| Total | 4 | 100.00% | 6 | 100.00% | 8 | 100.00% | 8 | 100.00% | 6 | 100.00% | 5 | 100.00% | 5 | 100.00% | 4 | 100.00% | 5 | 100.00% | 4 | 100.00% | | |
| Associate Professor | | | | | | | | | | | | | | | | | | | | | | |
| Female | 1 | 50.00% | 1 | 50.00% | 1 | 50.00% | 1 | 25.00% | 1 | 16.67% | 2 | 28.57% | 2 | 28.57% | 1 | 20.00% | 2 | 40.00% | 0 | 0.00% | | |
| Male | 1 | 50.00% | 1 | 50.00% | 1 | 50.00% | 3 | 75.00% | 5 | 83.33% | 5 | 71.43% | 5 | 71.43% | 4 | 80.00% | 3 | 60.00% | 2 | 100.00% | | |
| Total | 2 | 100.00% | 2 | 100.00% | 2 | 100.00% | 4 | 100.00% | 6 | 100.00% | 7 | 100.00% | 7 | 100.00% | 5 | 100.00% | 5 | 100.00% | 2 | 100.00% | | |
| Full Professor | | | | | | | | | | | | | | | | | | | | | | |
| Female | 2 | 16.67% | 2 | 16.67% | 2 | 16.67% | 2 | 16.67% | 2 | 20.00% | 2 | 22.22% | 2 | 22.22% | 2 | 16.67% | 2 | 15.38% | 2 | 15.38% | | |
| Male | 10 | 83.33% | 10 | 83.33% | 10 | 83.33% | 10 | 83.33% | 8 | 80.00% | 7 | 77.78% | 7 | 77.78% | 10 | 83.33% | 11 | 84.62% | 11 | 84.62% | | |
| Total | 12 | 100.00% | 12 | 100.00% | 12 | 100.00% | 12 | 100.00% | 10 | 100.00% | 9 | 100.00% | 9 | 100.00% | 12 | 100.00% | 13 | 100.00% | 13 | 100.00% | | |
| Total | | | | | | | | | | | | | | | | | | | | | | |
| Female | 3 | 16.67% | 4 | 20.00% | 5 | 22.73% | 7 | 29.17% | 7 | 31.82% | 7 | 33.33% | 7 | 33.33% | 6 | 28.57% | 7 | 30.43% | 4 | 21.05% | | |
| Male | 15 | 83.33% | 16 | 80.00% | 17 | 77.27% | 17 | 70.83% | 15 | 68.18% | 14 | 66.67% | 14 | 66.67% | 15 | 71.43% | 16 | 69.57% | 15 | 78.95% | | |
| Total | 18 | 100.00% | 20 | 100.00% | 22 | 100.00% | 24 | 100.00% | 22 | 100.00% | 21 | 100.00% | 21 | 100.00% | 21 | 100.00% | 23 | 100.00% | 19 | 100.00% | | |



| | AY 2001-02 | | AY 2002-03 | | AY 2003-04 | | AY 2004-05 | | AY 2005-06 | | AY 2006-07 | | AY 2007-08 | | AY 2008-09 | | AY 2009-10 | | AY 2010-11 | | |
|----------------------------|------------|---------|------------|---------|------------|---------|------------|---------|------------|---------|------------|---------|------------|---------|------------|---------|------------|---------|------------|---------|--|
| | FTE | % | FTE | % | FTE | % | FTE | % | FTE | % | FTE | % | FTE | % | FTE | % | FTE | % | FTE | % | |
| Assistant Professor | | | | | | | | | | | | | | | | | | | | | |
| Female | 1 | 33.33% | 2 | 50.00% | 4 | 80.00% | 4 | 66.67% | 3 | 50.00% | 2 | 33.33% | 1 | 14.29% | 0 | 0.00% | 0 | 0.00% | 0 | 0.00% | |
| Male | 2 | 66.67% | 2 | 50.00% | 1 | 20.00% | 2 | 33.33% | 3 | 50.00% | 4 | 66.67% | 6 | 85.71% | 6 | 100.00% | 6 | 100.00% | 6 | 100.00% | |
| Total | 3 | 100.00% | 4 | 100.00% | 5 | 100.00% | 6 | 100.00% | 6 | 100.00% | 6 | 100.00% | 7 | 100.00% | 6 | 100.00% | 6 | 100.00% | 6 | 100.00% | |
| Associate Professor | | | | | | | | | | | | | | | | | | | | | |
| Female | 1 | 33.33% | 0 | 0.00% | 0 | 0.00% | 0 | 0.00% | 1 | 33.33% | 3 | 60.00% | 4 | 66.67% | 5 | 83.33% | 4 | 100.00% | 4 | 100.00% | |
| Male | 2 | 66.67% | 2 | 100.00% | 3 | 100.00% | 4 | 100.00% | 2 | 66.67% | 2 | 40.00% | 2 | 33.33% | 1 | 16.67% | 0 | 0.00% | 0 | 0.00% | |
| Total | 3 | 100.00% | 2 | 100.00% | 3 | 100.00% | 4 | 100.00% | 3 | 100.00% | 5 | 100.00% | 6 | 100.00% | 6 | 100.00% | 4 | 100.00% | 4 | 100.00% | |
| Full Professor | | | | | | | | | | | | | | | | | | | | | |
| Female | 3 | 20.00% | 4 | 25.00% | 4 | 25.00% | 4 | 23.53% | 4 | 21.05% | 4 | 22.22% | 4 | 22.22% | 4 | 21.05% | 4 | 22.22% | 3 | 17.65% | |
| Male | 12 | 80.00% | 12 | 75.00% | 12 | 75.00% | 13 | 76.47% | 15 | 78.95% | 14 | 77.78% | 14 | 77.78% | 15 | 78.95% | 14 | 77.78% | 14 | 82.35% | |
| Total | 15 | 100.00% | 16 | 100.00% | 16 | 100.00% | 17 | 100.00% | 19 | 100.00% | 18 | 100.00% | 18 | 100.00% | 19 | 100.00% | 18 | 100.00% | 17 | 100.00% | |
| Total | | | | | | | | | | | | | | | | | | | | | |
| Female | 5 | 23.81% | 6 | 27.27% | 8 | 33.33% | 8 | 29.63% | 8 | 28.57% | 9 | 31.03% | 9 | 29.03% | 9 | 29.03% | 8 | 28.57% | 7 | 25.93% | |
| Male | 16 | 76.19% | 16 | 72.73% | 16 | 66.67% | 19 | 70.37% | 20 | 71.43% | 20 | 68.97% | 22 | 70.97% | 22 | 70.97% | 20 | 71.43% | 20 | 74.07% | |
| Total | 21 | 100.00% | 22 | 100.00% | 24 | 100.00% | 27 | 100.00% | 28 | 100.00% | 29 | 100.00% | 31 | 100.00% | 31 | 100.00% | 28 | 100.00% | 27 | 100.00% | |



| Faculty Headcount by Rank and Gender | | | | | | | | | | | | | | | | | | | | | | |
|---|------------|---------|------------|---------|------------|---------|------------|---------|------------|---------|------------|---------|------------|---------|------------|---------|------------|---------|------------|---------|---|--------|
| | AY 2001-02 | | AY 2002-03 | | AY 2003-04 | | AY 2004-05 | | AY 2005-06 | | AY 2006-07 | | AY 2007-08 | | AY 2008-09 | | AY 2009-10 | | AY 2010-11 | | | |
| | FTE | % | FTE | % | FTE | % | FTE | % | FTE | % | FTE | % | FTE | % | FTE | % | FTE | % | FTE | % | | |
| Assistant Professor | | | | | | | | | | | | | | | | | | | | | | |
| Female | 0 | 0.00% | 0 | 0.00% | 3 | 42.86% | 4 | 44.44% | 4 | 50.00% | 4 | 50.00% | 5 | 83.33% | 4 | 80.00% | 5 | 100.00% | 3 | 100.00% | | |
| Male | 4 | 100.00% | 4 | 100.00% | 4 | 57.14% | 5 | 55.56% | 4 | 50.00% | 4 | 50.00% | 1 | 16.67% | 1 | 20.00% | 0 | 0.00% | 0 | 0.00% | | |
| Total | 4 | 100.00% | 4 | 100.00% | 7 | 100.00% | 9 | 100.00% | 8 | 100.00% | 8 | 100.00% | 6 | 100.00% | 5 | 100.00% | 5 | 100.00% | 3 | 100.00% | | |
| Associate Professor | | | | | | | | | | | | | | | | | | | | | | |
| Female | 0 | 0.00% | 0 | 0.00% | 0 | 0.00% | 0 | 0.00% | 0 | 0.00% | 0 | 0.00% | 0 | 0.00% | 0 | 0.00% | 1 | 20.00% | 1 | 20.00% | 2 | 33.33% |
| Male | 3 | 100.00% | 2 | 100.00% | 3 | 100.00% | 2 | 100.00% | 3 | 100.00% | 1 | 100.00% | 4 | 100.00% | 4 | 80.00% | 4 | 80.00% | 4 | 80.00% | 4 | 66.67% |
| Total | 3 | 100.00% | 2 | 100.00% | 3 | 100.00% | 2 | 100.00% | 3 | 100.00% | 1 | 100.00% | 4 | 100.00% | 5 | 100.00% | 5 | 100.00% | 6 | 100.00% | | |
| Full Professor | | | | | | | | | | | | | | | | | | | | | | |
| Female | 4 | 22.22% | 3 | 17.65% | 3 | 17.65% | 2 | 12.50% | 2 | 14.29% | 2 | 13.33% | 2 | 13.33% | 1 | 7.14% | 1 | 7.14% | 1 | 7.14% | | |
| Male | 14 | 77.78% | 14 | 82.35% | 14 | 82.35% | 14 | 87.50% | 12 | 85.71% | 13 | 86.67% | 13 | 86.67% | 13 | 92.86% | 13 | 92.86% | 13 | 92.86% | | |
| Total | 18 | 100.00% | 17 | 100.00% | 17 | 100.00% | 16 | 100.00% | 14 | 100.00% | 15 | 100.00% | 15 | 100.00% | 14 | 100.00% | 14 | 100.00% | 14 | 100.00% | | |
| Total | | | | | | | | | | | | | | | | | | | | | | |
| Female | 4 | 16.00% | 3 | 13.04% | 6 | 22.22% | 6 | 22.22% | 6 | 24.00% | 6 | 25.00% | 7 | 28.00% | 6 | 25.00% | 7 | 29.17% | 6 | 26.09% | | |
| Male | 21 | 84.00% | 20 | 86.96% | 21 | 77.78% | 21 | 77.78% | 19 | 76.00% | 18 | 75.00% | 18 | 72.00% | 18 | 75.00% | 17 | 70.83% | 17 | 73.91% | | |
| Total | 25 | 100.00% | 23 | 100.00% | 27 | 100.00% | 27 | 100.00% | 25 | 100.00% | 24 | 100.00% | 25 | 100.00% | 24 | 100.00% | 24 | 100.00% | 23 | 100.00% | | |



| Faculty Headcount by Rank and Gender | | | | | | | | | | | | | | | | | | | | | | |
|--------------------------------------|------------|---------|------------|---------|------------|---------|------------|---------|------------|---------|------------|---------|------------|---------|------------|---------|------------|---------|------------|---------|----|---------|
| | AY 2001-02 | | AY 2002-03 | | AY 2003-04 | | AY 2004-05 | | AY 2005-06 | | AY 2006-07 | | AY 2007-08 | | AY 2008-09 | | AY 2009-10 | | AY 2010-11 | | | |
| | FTE | % | FTE | % | FTE | % | FTE | % | FTE | % | FTE | % | FTE | % | FTE | % | FTE | % | FTE | % | | |
| Assistant Professor | | | | | | | | | | | | | | | | | | | | | | |
| Female | 0 | 0.00% | 1 | 33.33% | 2 | 40.00% | 2 | 50.00% | 2 | 50.00% | 2 | 33.33% | 2 | 40.00% | 1 | 33.33% | 1 | 33.33% | 0 | 0.00% | | |
| Male | 3 | 100.00% | 2 | 66.67% | 3 | 60.00% | 2 | 50.00% | 2 | 50.00% | 4 | 66.67% | 3 | 60.00% | 2 | 66.67% | 2 | 66.67% | 2 | 100.00% | | |
| Total | 3 | 100.00% | 3 | 100.00% | 5 | 100.00% | 4 | 100.00% | 4 | 100.00% | 6 | 100.00% | 5 | 100.00% | 3 | 100.00% | 3 | 100.00% | 2 | 100.00% | | |
| Associate Professor | | | | | | | | | | | | | | | | | | | | | | |
| Female | 0 | 0.00% | 0 | 0.00% | 1 | 16.67% | 1 | 14.29% | 1 | 20.00% | 1 | 20.00% | 1 | 14.29% | 2 | 25.00% | 2 | 25.00% | 1 | 20.00% | | |
| Male | 4 | 100.00% | 5 | 100.00% | 5 | 83.33% | 6 | 85.71% | 4 | 80.00% | 4 | 80.00% | 6 | 85.71% | 6 | 75.00% | 6 | 75.00% | 4 | 80.00% | | |
| Total | 4 | 100.00% | 5 | 100.00% | 6 | 100.00% | 7 | 100.00% | 5 | 100.00% | 5 | 100.00% | 7 | 100.00% | 8 | 100.00% | 8 | 100.00% | 5 | 100.00% | | |
| Full Professor | | | | | | | | | | | | | | | | | | | | | | |
| Female | 1 | 11.11% | 1 | 11.11% | 1 | 10.00% | 1 | 11.11% | 0 | 0.00% | 0 | 0.00% | 0 | 0.00% | 0 | 0.00% | 0 | 0.00% | 0 | 0.00% | 1 | 8.33% |
| Male | 8 | 88.89% | 8 | 88.89% | 9 | 90.00% | 8 | 88.89% | 9 | 100.00% | 9 | 100.00% | 9 | 100.00% | 9 | 100.00% | 9 | 100.00% | 10 | 100.00% | 11 | 91.67% |
| Total | 9 | 100.00% | 9 | 100.00% | 10 | 100.00% | 9 | 100.00% | 9 | 100.00% | 9 | 100.00% | 9 | 100.00% | 9 | 100.00% | 9 | 100.00% | 10 | 100.00% | 12 | 100.00% |
| Total | | | | | | | | | | | | | | | | | | | | | | |
| Female | 1 | 6.25% | 2 | 11.76% | 4 | 19.05% | 4 | 20.00% | 3 | 16.67% | 3 | 15.00% | 3 | 14.29% | 3 | 15.00% | 3 | 14.29% | 2 | 10.53% | | |
| Male | 15 | 93.75% | 15 | 88.24% | 17 | 80.95% | 16 | 80.00% | 15 | 83.33% | 17 | 85.00% | 18 | 85.71% | 17 | 85.00% | 18 | 85.71% | 17 | 89.47% | | |
| Total | 16 | 100.00% | 17 | 100.00% | 21 | 100.00% | 20 | 100.00% | 18 | 100.00% | 20 | 100.00% | 21 | 100.00% | 20 | 100.00% | 21 | 100.00% | 19 | 100.00% | | |